



## 2016 Fall Quick Report for Romain Chareyron FRENCH 102

### 2016 Fall College of Arts and Sciences Course Evaluations 1

Project Audience 21

Responses Received 12

Response Ratio 57%

#### Report Comments

This Quick Report for Instructors gives a summary of student responses in the course above for each question from the college's Fall 2016 Course Evaluation in Blue. If a course has multiple sections, each section has a separate Quick Report. Student comments are provided at the end of the report or at the end of each question group on the report.

### Instructor Quick Report for FRENCH 102. 01- PULLM

If you have a question about your Instructor Quick Report please contact your college's course evaluation coordinator, **Doug Juneau**, or email [esg.blue@wsu.edu](mailto:esg.blue@wsu.edu).

**Prepared by** Enterprise Systems Blue Course Evaluation Team

**Creation Date** Thu, Dec 22, 2016



## Table of Contents

Section 1: Overall Course and Instructor

Section 2: Instructor Questions & Comments

Section 3: Course Questions & Comments

Section 4: Student Effort and Responsibility

Section 5: Online/AMS (if applicable to your course)

Section 6: Departmental questions (if applicable to your department)

## Rating Scale Definitions

5 - Extremely High

4 - High

3 - Adequate

2 - Low

1 - Very Low

5 - Always

4 - Usually

3 - Sometimes

2 - Rarely

1 - Never

Data: This report provides

- Frequency distribution of student responses to individual questions
- Statistical tables with mean and median values of student responses
- Student comments to open questions
- Overall response rates; and response counts for each question
- See [.Making Sense of Course Evaluations and Midterm Feedback from Students: A Quick Guide for Instructors](#) for information on interpreting the data, and [Glossary-Quick Review of Statistics for Interpreting Course Feedback Results](#)

Notes:

Contact the college's course evaluation coordinator, Doug Juneau, if you have questions.

Does Not Apply/NA :

In questions with a "Does Not Apply" choice, the NA count is shown in the frequency graphs but is NOT included in any statistical analysis.

Response thresholds to protect student confidentiality:

If fewer than three (3) students respond to your course evaluation, an Instructor Quick Report is not generated.

Multiple sections:

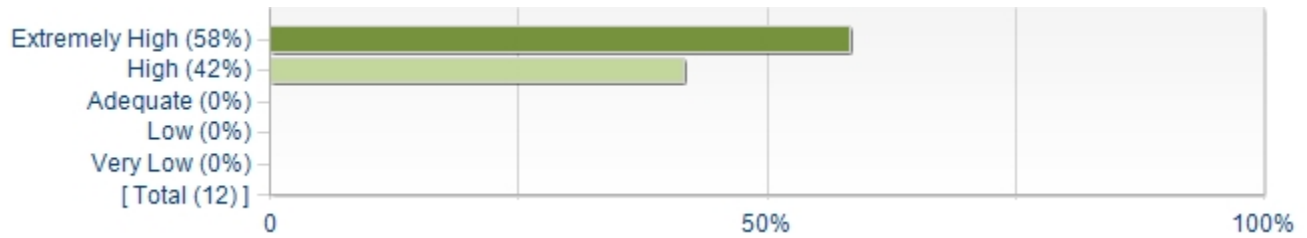
If a course has multiple sections, each section has a separate Instructor Quick Report.

Team-taught courses:

Each instructor receives results only for themselves as instructor and for all other questions about the course or non-instructor-specific topics.

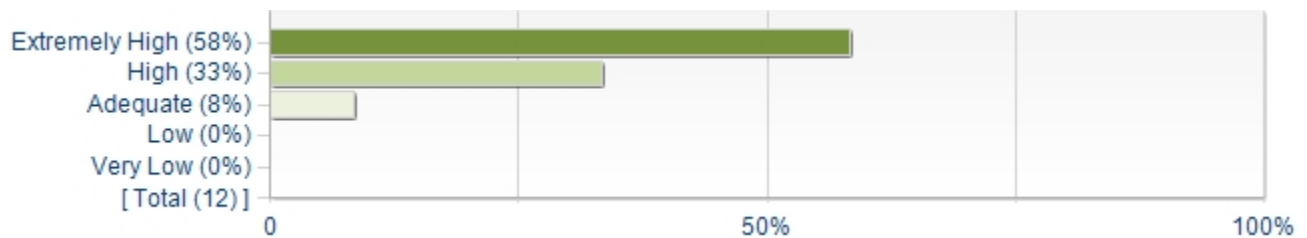
## Overall Course and Instructor

Overall, I would rate the effectiveness of this instructor Romain Chareyron as ...



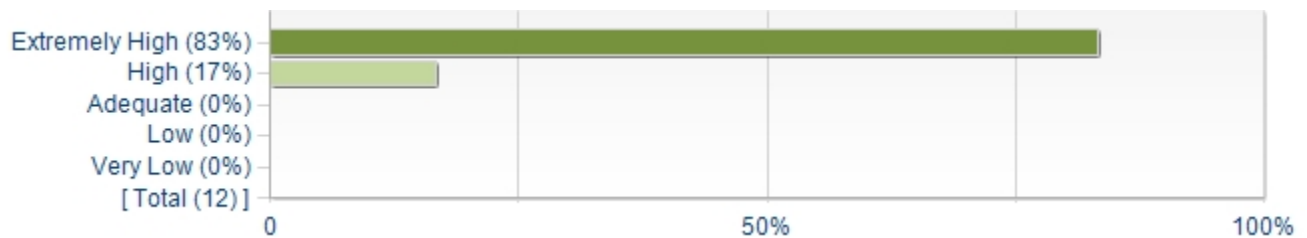
Statistics	Value
Response Count	12
Mean	4.6
Median	5.0

Overall, I would rate the quality of this course FRENCH 102.01-3340 Second Semester as ...



Statistics	Value
Response Count	12
Mean	4.5
Median	5.0

Overall, I would rate the value of what I learned in this course as ...



Statistics	Value
Response Count	12
Mean	4.8
Median	5.0

## Overall Feedback Comments

Is there any other additional feedback you would like to provide?

### Comments

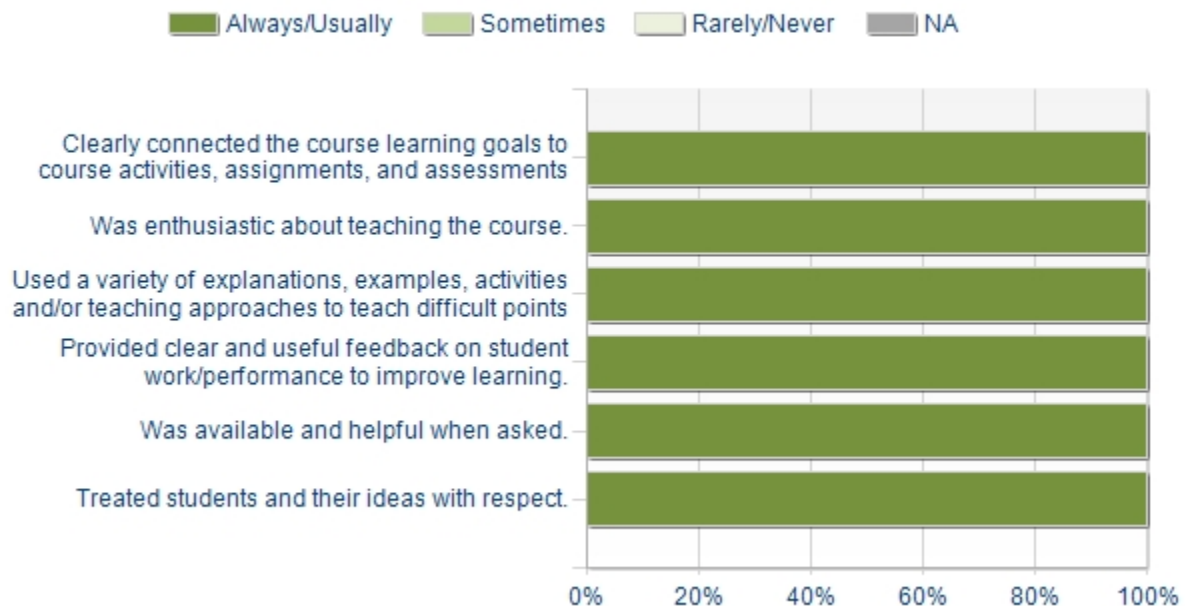
Mr. Chareyron was a great instructor. I was, however, expecting for him to talk more often in french.

No

## Instructor Questions and Comments

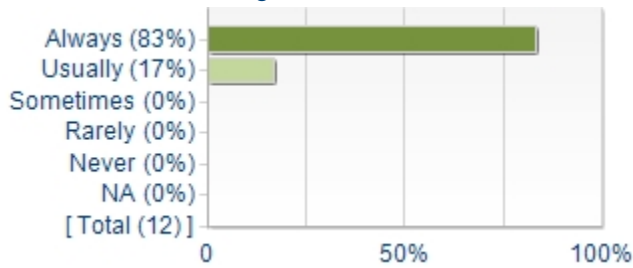
To what extent are these statements true about the instructor? Romain Chareyron

	Resp	Mean	Median	Always/Usually	%	Sometimes	%	Rarely/Never	%
Clearly connected the course learning goals to course activities, assignments, and assessments	12	4.8	5.0	12	100 %	0	0 %	0	0 %
Was enthusiastic about teaching the course.	12	4.8	5.0	12	100 %	0	0 %	0	0 %
Used a variety of explanations, examples, activities and/or teaching approaches to teach difficult points	12	4.8	5.0	12	100 %	0	0 %	0	0 %
Provided clear and useful feedback on student work/performance to improve learning.	12	4.7	5.0	12	100 %	0	0 %	0	0 %
Was available and helpful when asked.	12	5.0	5.0	12	100 %	0	0 %	0	0 %
Treated students and their ideas with respect.	12	5.0	5.0	12	100 %	0	0 %	0	0 %



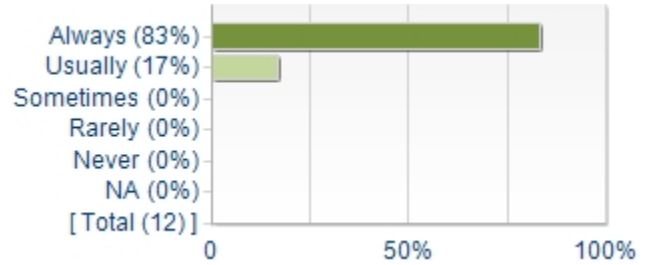
## To what extent are these statements true about the instructor? Romain Chareyron

1. Clearly connected the course learning goals to course activities, assignments, and assessments



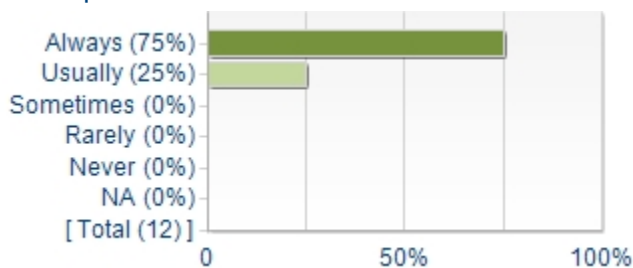
Statistics	Value
Response Count	12
Mean	4.8
Median	5.0

2. Was enthusiastic about teaching the course.



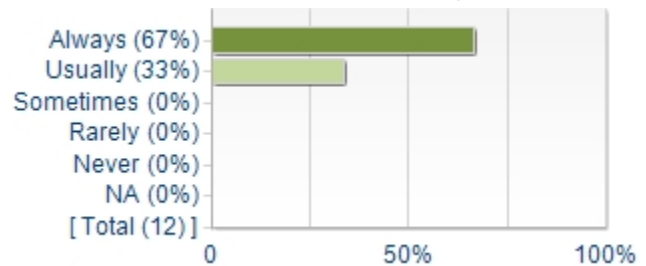
Statistics	Value
Response Count	12
Mean	4.8
Median	5.0

3. Used a variety of explanations, examples, activities and/or teaching approaches to teach difficult points



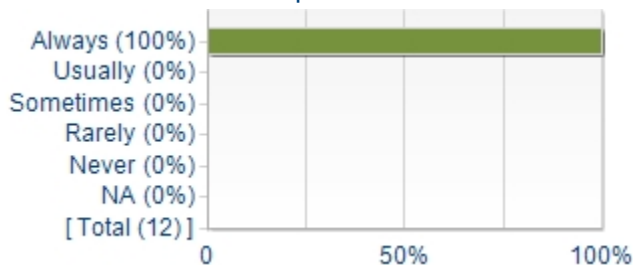
Statistics	Value
Response Count	12
Mean	4.8
Median	5.0

4. Provided clear and useful feedback on student work/performance to improve learning.



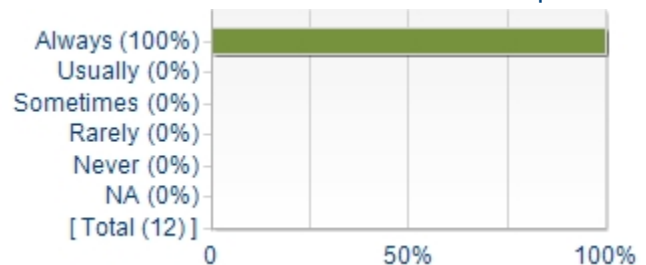
Statistics	Value
Response Count	12
Mean	4.7
Median	5.0

5. Was available and helpful when asked.



Statistics	Value
Response Count	12
Mean	5.0
Median	5.0

6. Treated students and their ideas with respect.



Statistics	Value
Response Count	12
Mean	5.0
Median	5.0

## What are the strengths of Romain Chareyron as an instructor?

### Comments

He's very enthusiastic and knowledgeable about the subject

He made sure everyone understand new materiel in the chapter since it was used in future chapters.

He is a really great teacher! I was able to comprehend the material learned in this course. He provided many examples and taught the material in a way that was easy for me to understand!

He was engaging and required the whole class to participate and practice

Very respectable teacher. He was a good listener and was always willing to help. Never made a student feel stupid or wrong for asking any question. Created a safe and effective learning environment.

Never demeaned any answer given by a student even if it was wrong, instead helped that student come to the correct answer. Something I find extremely helpful to encourage a healthy, open learning environment. Always willing to help and explain when an individual question is asked.

Very understanding and willing to be helpful and work with students

He is French, and can convey the material very well.

some of the strengths of Mr. Chareyron are his enthusiasms, patience in teaching, and making sure everyone is in the same page

Made students feel comfortable and was approachable.

**Give one or two specific and reasonable things the instructor, Romain Chareyron, could do to improve his/her teaching?**

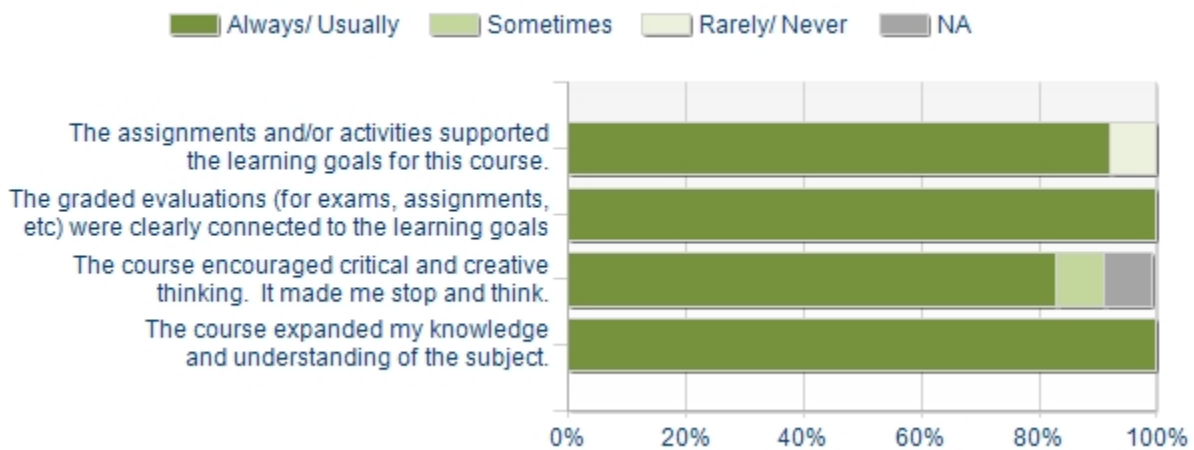
Comments
Interact more closely and be more engaging with the students
maybe more speaking activities to pronounces vocabulary correct.
Nothing!
He could have the class work more thoroughly on their pronunciation of French words
When showing a video he would play it a few times so everyone could get caught up with what was being said. BUT often times a lot of students still didn't understand what was being said. If he played the video once more and stopped to discuss each section and what was specifically said, we could start to decipher the language in it easier.
make it slightly easier to take notes during lecture
Um...nothing, otherwise we wouldn't be losing him to another university next semester.
N'



## Course Questions and Comments

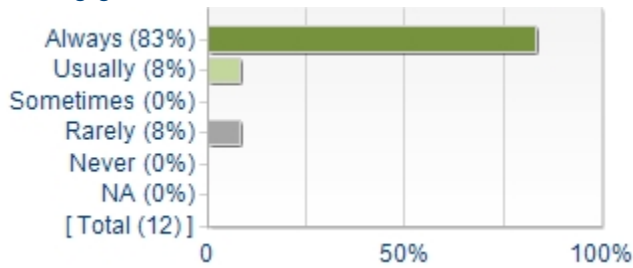
How effective were these aspects of the course FRENCH 102.01-3340 Second Semester for you?

	Resp	Mean	Median	Always/Usually	%	Sometimes	%	Rarely/Never	%
The assignments and/or activities supported the learning goals for this course.	12	4.7	5.0	11	92 %	0	0 %	1	8 %
The graded evaluations (for exams, assignments, etc) were clearly connected to the learning goals	12	4.8	5.0	12	100 %	0	0 %	0	0 %
The course encouraged critical and creative thinking. It made me stop and think.	11	4.6	5.0	10	91 %	1	9 %	0	0 %
The course expanded my knowledge and understanding of the subject.	12	5.0	5.0	12	100 %	0	0 %	0	0 %



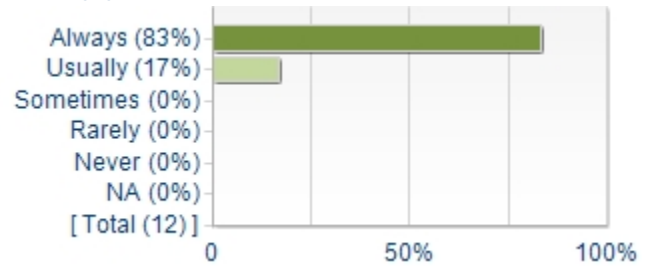
## How effective were these aspects of the course FRENCH 102.01-3340 Second Semester for you?

1. The assignments and/or activities supported the learning goals for this course.



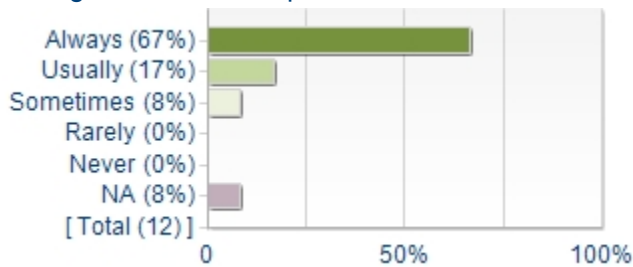
Statistics	Value
Response Count	12
Mean	4.7
Median	5.0

2. The graded evaluations (for exams, assignments, etc) were clearly connected to the learning goals



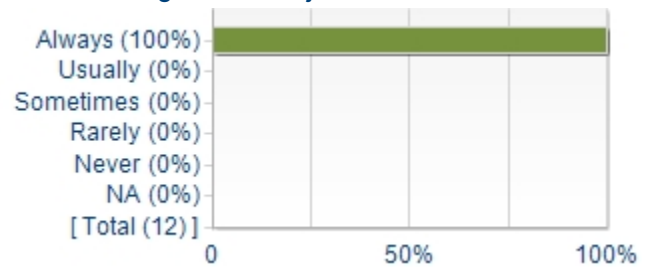
Statistics	Value
Response Count	12
Mean	4.8
Median	5.0

3. The course encouraged critical and creative thinking. It made me stop and think.



Statistics	Value
Response Count	12
Mean	4.6
Median	5.0

4. The course expanded my knowledge and understanding of the subject.



Statistics	Value
Response Count	12
Mean	5.0
Median	5.0

**Please provide comments about aspects of the course that did or did not help you learn (either aspects listed above or others not listed).**

**Comments**

It may help if there was more speaking activities with classmates to practice pronunciation.

The connect assignments were confusing and often seemed loosely related or not helpful.

Worksheets in class were very effective

Everything contributed to my learning in this course. The department has a firm grasp on how to give students the greatest chance to learn the language.

some of the aspects of the course that helped me were the review section for the test because it helped me to practice more for what's covered for the test.

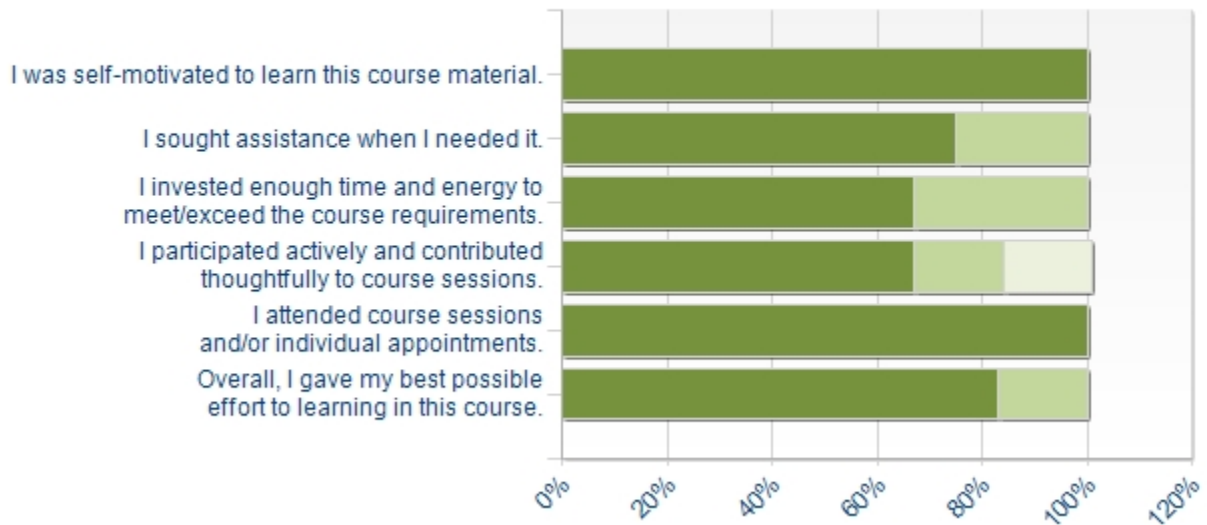
N'

## Student Effort and Responsibility

How often did you do the following to learn in this course FRENCH 102.01-3340 Second Semester ?

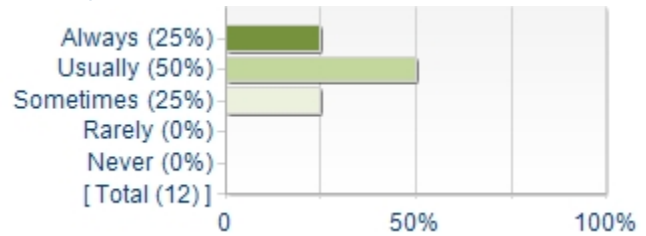
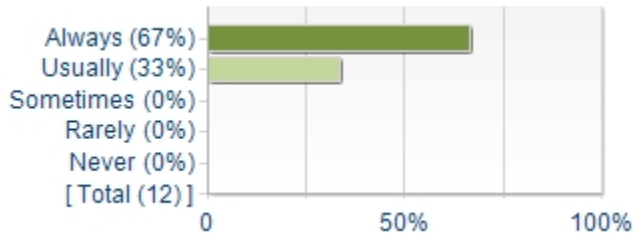
	Resp	Mean	Median	Always/ Usually	%	Sometimes	%	Rarely/ Never	%
I was self-motivated to learn this course material.	12	4.7	5.0	12	100 %	0	0 %	0	0 %
I sought assistance when I needed it.	12	4.0	4.0	9	75 %	3	25 %	0	0 %
I invested enough time and energy to meet/exceed the course requirements.	12	3.8	4.0	8	67 %	4	33 %	0	0 %
I participated actively and contributed thoughtfully to course sessions.	12	3.8	4.0	8	67 %	2	17 %	2	17 %
I attended course sessions and/or individual appointments.	12	4.7	5.0	12	100 %	0	0 %	0	0 %
Overall, I gave my best possible effort to learning in this course.	12	4.3	4.5	10	83 %	2	17 %	0	0 %

Always/ Usually
  Sometimes
  Rarely/ Never
  NA



## How often did you do the following to learn in this course FRENCH 102.01-3340 Second Semester ?

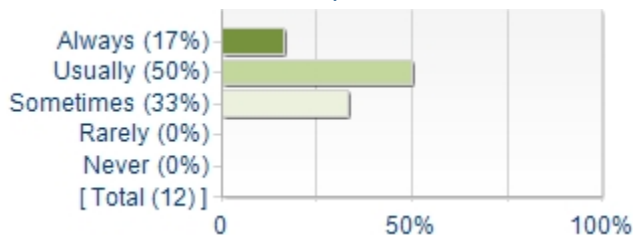
1. I was self-motivated to learn this course material. 2. I sought assistance when I needed it.



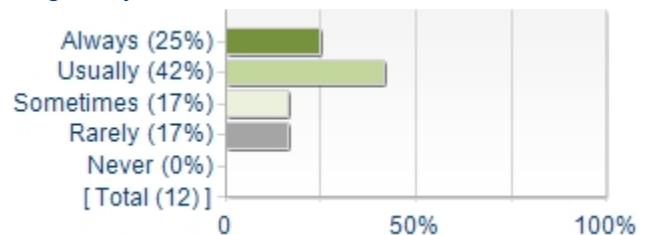
Statistics	Value
Response Count	12
Mean	4.7
Median	5.0

Statistics	Value
Response Count	12
Mean	4.0
Median	4.0

3. I invested enough time and energy to meet/exceed the course requirements.



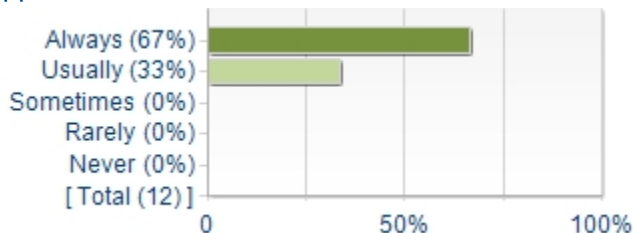
4. I participated actively and contributed thoughtfully to course sessions.



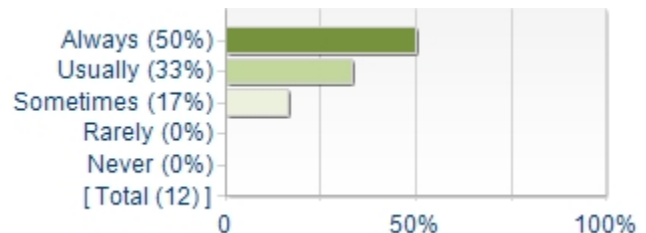
Statistics	Value
Response Count	12
Mean	3.8
Median	4.0

Statistics	Value
Response Count	12
Mean	3.8
Median	4.0

5. I attended course sessions and/or individual appointments.



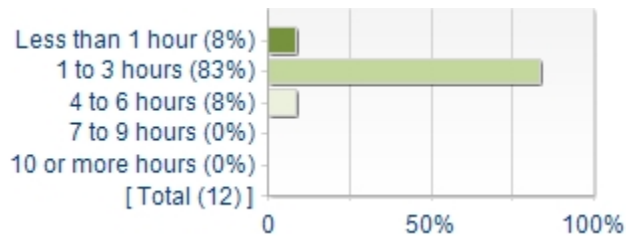
6. Overall, I gave my best possible effort to learning in this course.



Statistics	Value
Response Count	12
Mean	4.7
Median	5.0

Statistics	Value
Response Count	12
Mean	4.3
Median	4.5

**Typically, how much time per week did you spend on this course outside of class?**



Statistics	Value
Response Count	12

## What else could you have done, or done differently, to increase your learning in this class?

### Comments

Attended more

Perhaps further engagement with more advanced french students in the language lab.

read the text on my own to gain an even greater understanding

Visited the prof. during office hours regularly. Attend every session of class. Spend more time during the week practicing and studying the current grammar and vocabulary.

Remember when online assignments were due better

Studied a LOT more. That's really all.

something i would have done differently for this course is to chose a study partner instead of trying to learn the material all y myself. I believe than an study partner would have helped me a lot specially in the witting because my partner would have helped me to clarify any questions i might had.

Attend outside learning

End of Report